



INSTALLATION INSTRUCTIONS FOR PART 99-8208

APPLICATIONS

2004 Toyota Sienna

99-8208



KIT FEATURES

- DIN Head Unit Provisions with Pocket
- ISO DIN Head Unit Provision with Pocket

KIT COMPONENTS

A) Radio Housing | B) ISO Brackets | C) Trim Plate



TOOLS REQUIRED:

Small Flat Blade Screwdriver | Socket Wrench



1-800-221-0932



www.metraonline.com


© COPYRIGHT 2004 METRA ELECTRONICS CORPORATION

TABLE OF CONTENTS

• <i>Dash Disassembly</i>	
- <i>2004 Toyota Sienna</i>	<i>1</i>
• <i>Kit Assembly</i>	
- <i>DIN Head Unit Provision with Pocket</i>	<i>2</i>
- <i>ISO DIN Head Unit Provision with Pocket</i>	<i>3</i>
• <i>Final Assembly</i>	<i>4</i>
• <i>Notes</i>	<i>5</i>

2004 TOYOTA SIENNA

- 1** Disconnect the negative battery terminal to prevent an accidental short circuit.
- 2** Unclip and remove panels from left and right side of radio. **Figure A**
- 3** Unclip and remove panel or speaker cover above radio. **Figure B**
- 4** Remove (4) 10MM bolts from radio to remove. **Figure C**



DASH DISASSEMBLY

DIN Head Unit Provision with Pocket




- 1** Slide the DIN cage into the Radio Housing and secure by bending the metal locking tabs down.
- 2** Slide the after-market head unit into the cage until secure.



99-8208

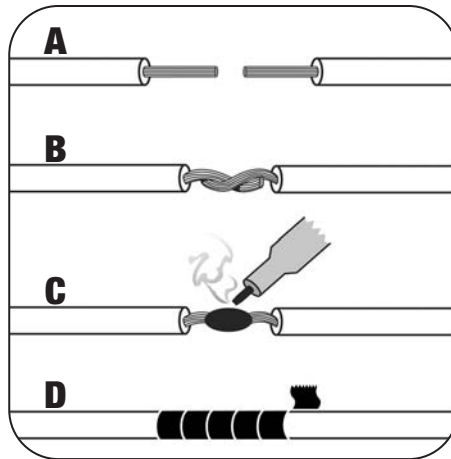
ISO DIN HEAD UNIT PROVISIONS

- 1** Mount the ISO Brackets to the head unit with the screw supplied with the unit.
- 2** Slide the head unit into the radio opening until the side clips engage.
- 3** Snap the trim plate into the radio Housing.



KIT ASSEMBLY

FINAL ASSEMBLY



- A) Strip wire ends back 1/2"**
- B) Twist ends together**
- C) Solder**
- D) Tape**

- 1** Locate the factory wiring harness in the dash. Metra recommends using the proper mating adapter and making the connections as shown. (Isolate and individually tape off the ends of any unused wires to prevent electrical short circuit)
- 2** Re-connect the negative battery terminal and test the unit for proper operation.
- 3** Reassemble in reverse order of disassembly.



99-8208

NOTES

INST998208



1-800-221-0932



www.metraonline.com

© COPYRIGHT 2004 METRA ELECTRONICS CORPORATION