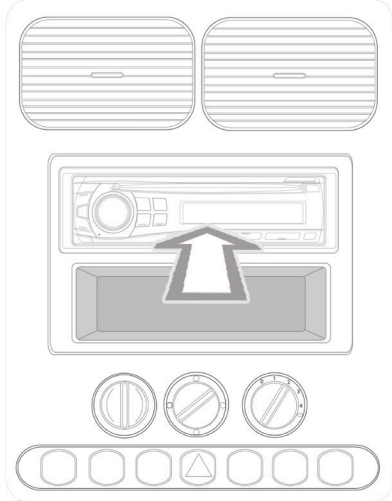
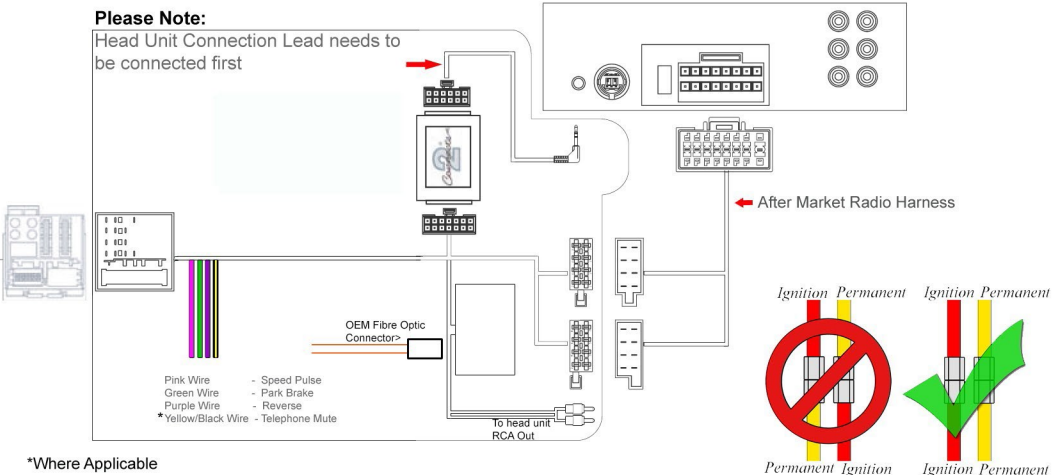
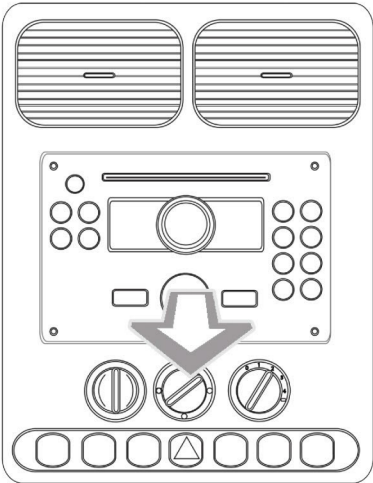


Installation Guide

Part No: CTSMC008.2 Mercedes Can-Bus Steering Wheel Control Interface



Vehicle Compatibility:

Vehicles fitted with Audio 20 original head units.

- A Class (W169) 2004>
- B Class (W245) 2004>
- C Class (W203) <2008
- R Class (W251) 2005>
- Sprinter 2006>

Steering Wheel Control Functions



Note for Installing a Sony head unit
Disconnect the interface from the vehicle. Open the interface box and ensure dipswitch 4 on the PCB is set to off.

Please note that the round plastic insert on the fibre amp retention interface should be removed prior to installation. This is for transit protection only.



Seek/Track+
Source



Seek/Track-

Volume -



Volume +

Hang Up

Pick Up

* Note All Dates are guide lines only as specifications of vehicles change